

OnGuard Credentials client

Browser-based Cardholder Management for OnGuard Systems

No client software installation required

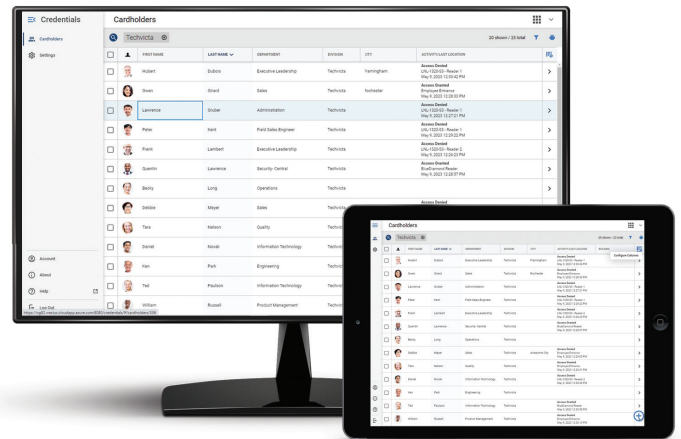
Overview

The OnGuard® Credentials client offers a browser-based alternative to the traditional OnGuard ID CredentialCenter Windows® application, enabling cardholder, badge, and access level management without client installation and upgrades.

Users can securely access credentialing through a supported web browser* on their desktop, laptop, or tablet.

Based on HTML5 standards, the OnGuard Credentials client features a responsive user interface and supports a wide range of hardware platforms and operating systems. It even enables photo capture through the camera on a tablet, as well as through a built-in or USB-attached camera on a laptop or desktop computer.

Designed with the user in mind, this flexible browser-based application provides a fresh take on cardholder and access rights management. A list of cardholders, featuring simple sorting and rich filtering options, is always visible, while selectable data panels allow access to cardholder, badge, and access level assignments. OnGuard versions 8.2 and up also include information on Segmentation, Directory Accounts, and Recent Activity, ensuring that critical information supporting the cardholder record is available at your fingertips.



Features & Functionality

- Presentation of cardholder, badge, access level and last location information for an individual on a single page
- Quick searching, and powerful list filtering
- Customize cardholder list view by adding, removing and rearranging columns
- Sortable list of cardholders with single-click sorting
- Photo thumbnails included for quick reference and identification
- Light Mode / Dark Mode option improves the user experience, reducing eye strain and improving visibility options
- Preferred searches can be saved for quick reference or use as the default for opening
- 'Bulk' assign or remove access levels for multiple cardholders
- Output a customized list of cardholders easily to your printer
- Print badges from the browser UI using the Badge Printing Service
- Use multiple selection with the new Bulk Delete action to remove selected groups of Cardholder records
- Ability to seamlessly issue mobile credentials to smartphones
- Photo capture and editing via connected camera on supported browsers/devices
- Zoom, rotate, crop, adjust brightness, contrast or image quality, and set chromakey
- Support for OnGuard user-defined fields and cardholder detail pages
- Improved selection of inactive cardholders by filtering on 'last time used' or 'inactive badges' to support database management and cardholder privacy
- Supports OnGuard Segmentation options

*Supported browsers listed on page 2

OnGuard client

Browser-based Application

Prerequisites for the OnGuard Credentials client

- OnGuard® version 8.3 or higher (a more basic version is available for OnGuard versions 7.3-8.2)
- For badge printing, OnGuard version 7.5 or higher and a supported badge printer configured in OnGuard are required
- For OnGuard Enterprise systems, OnGuard Credentials client can be purchased and installed on any region or master
- Supported in OnGuard Cloud

Please note: The OnGuard Credentials client is licensed on a per-concurrent-seat basis.

OnGuard ID CredentialCenter features not included in OnGuard Credentials client

Some tasks still require the OnGuard ID CredentialCenter Windows® client, for example:

- Biometric capture & template management
- Asset management
- Precision access

Browser Capabilities

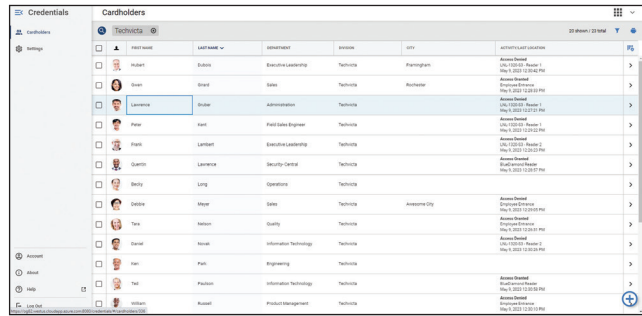
| Browser | Camera Support |
|----------------------------|----------------|
| Google Chrome™ | Yes |
| Microsoft Edge® (Chromium) | Yes |
| Apple Safari® iOS | Yes |
| Apple Safari® macOS® | No |



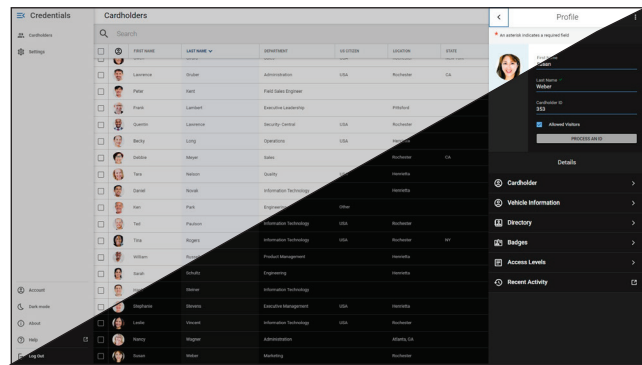
LenelS2.com

Specifications subject to change without notice.

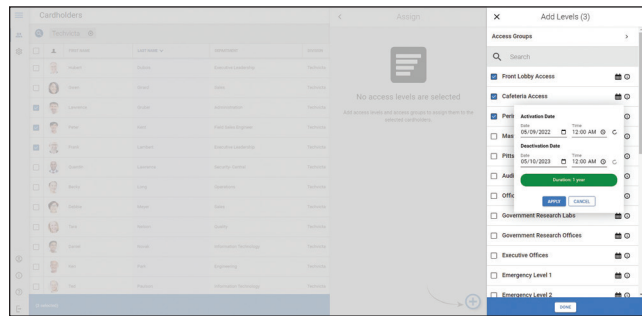
© 2024 Honeywell International Inc. All Rights Reserved. All trademarks and service marks referred herein are property of their respective owners. 2024/09



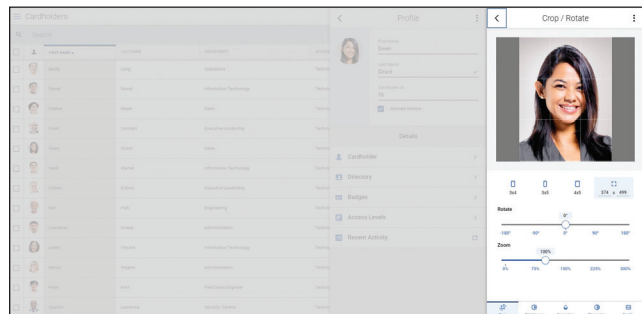
List Screen



Client Light / Dark Mode option



Bulk Assign Access Levels with Dates



Edit Cardholder Photo UI