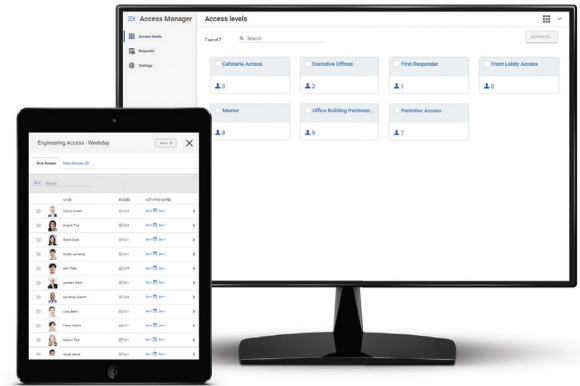


OnGuard Access Manager client

Browser-based Access Rights Management for OnGuard Systems

No client software installation required



Overview

The OnGuard® Access Manager client is a browser-based tool that helps OnGuard users manage the access rights of cardholders. Used alone, this client allows point-and-click assignment of access rights to cardholders from any supported web browser. When used in conjunction with the OnGuard Cardholder Self Service (CSS) module, this client provides back-end management and handling of automated access requests received from CSS.

The OnGuard Access Manager allows system admins to more effectively manage both Active and Inactive badges by providing for a visual indicator (and tooltip) at the higher level when cardholders have INACTIVE badges. Additional color-coding adds further visuals to call out Inactive versus Active badges.

Based on HTML5 standards, the OnGuard Access Manager features a responsive user interface and supports a wide range of hardware platforms and operating systems. OnGuard Access Manager allows users to assign or modify access rights to the OnGuard system, without the need for software installation or updates on the client device.

Designed with the user's needs in mind, this responsive browser-based application provides a simplified yet powerful interface for managing access rights within the OnGuard system.

Features & Functionality

- Intuitive display of OnGuard access levels and associated users with flexible list filtering
- Ability to approve, deny, or hold automated access requests from cardholders
- Easily view and change cardholder access level assignments, and view readers assigned to each access level
- View details of access requests from OnGuard CSS, with option to add comments in response; view notes, requested date range and cardholder details
- User-selectable option for managing 'inactive' badges within the client
- Modern search-as-you-type (incremental search)
- Arrange access levels (drag-and-drop) for easy access to frequently used levels
- View cardholder details, photos, existing access levels and badges for any cardholder, based on access level
- User-selectable options to disable cardholder contents to improve performance on larger systems
- Visual indicators show when a user is managing Active or Inactive Badges in the client using icons and font color

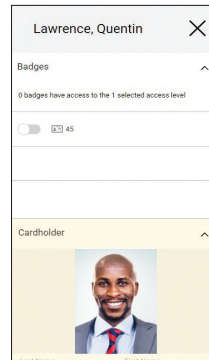
Prerequisites for the OnGuard Access Manager client

- OnGuard version 8.3 or higher (a more basic version is available for OnGuard versions 7.5-8.2)
- To use the access request workflow, a separate license for the OnGuard CSS module is required
- For OnGuard Enterprise systems, OnGuard Access Manager can be purchased and installed on any region or master

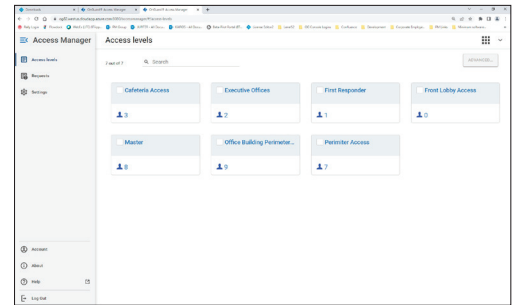
Please note: The OnGuard Access Manager client is licensed on a per-concurrent-seat basis.

Browser Capabilities

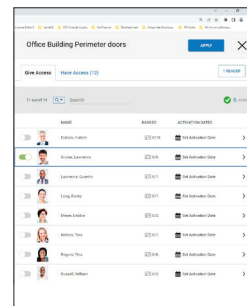
Browser	Camera Support
Google Chrome™	Yes
Microsoft Edge® (Chromium)	Yes
Apple Safari® iOS	Yes
Apple Safari® macOS®	No



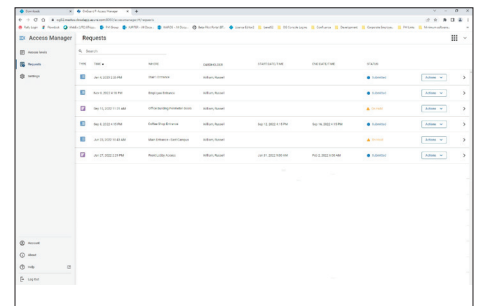
Cardholder Details



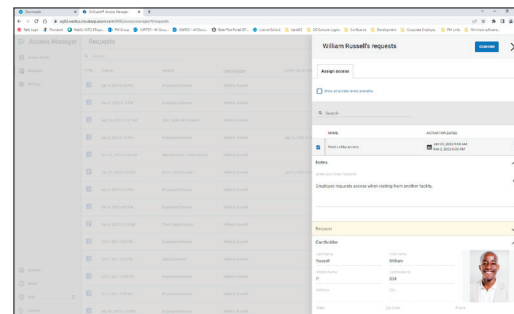
Access Level Assignment



View/Assign Cardholders by Access Level



List of Access Requests from OnGuard CSS



See Details of Requests from OnGuard CSS